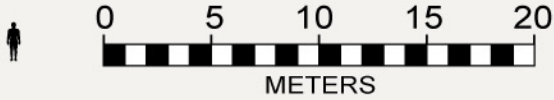


If printed 17 inches tall (from black-outlined edge to black-outlined edge) the scale of these drawings is 1/350.



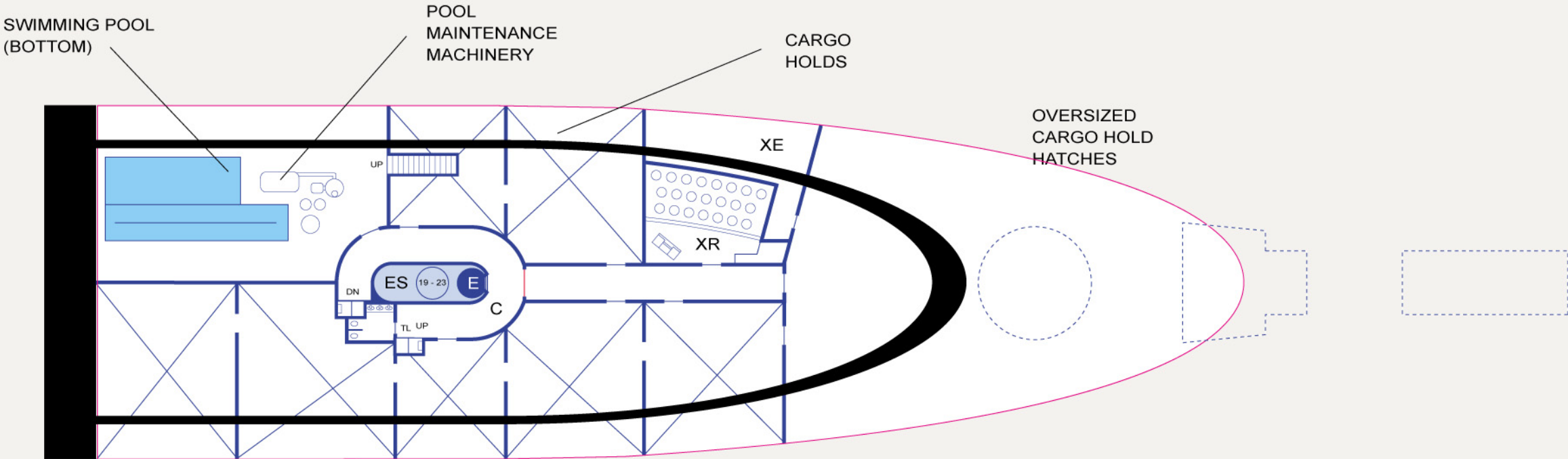
NOTES

DECK 22
The bottom of the pool, as well as pool maintenance equipment is located at the front of this deck on the starboard side. Stairs provide access to this area from above; the stairs above are located beside the shower area, just ahead of the park access.

The remainder of this deck is set aside for cargo.

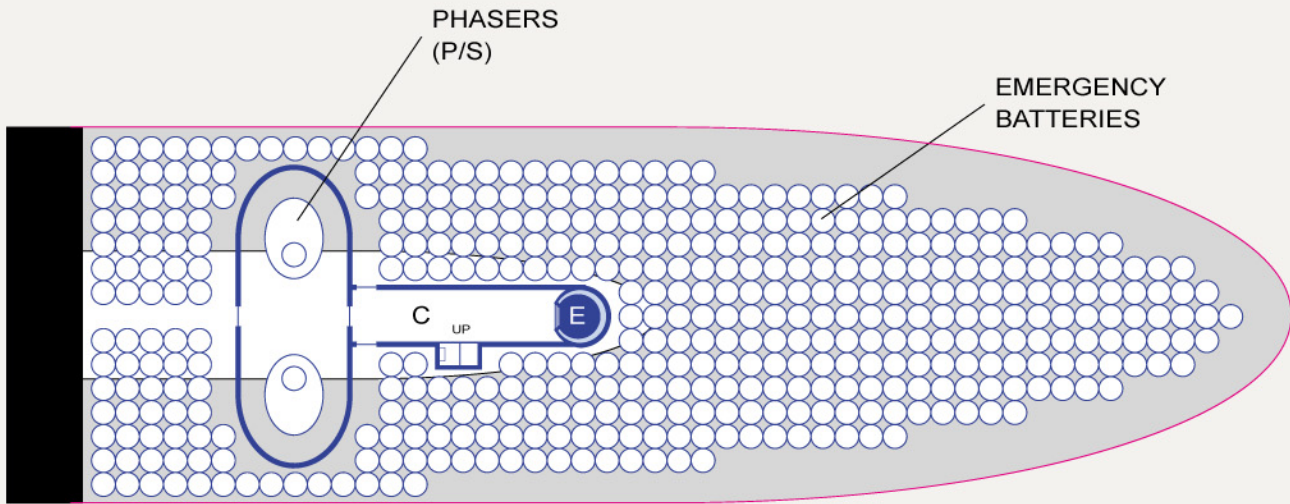
On the starboard rear side is an Emergency Transporter (for 22 people). At the rear are three large hatches which can be used for oversized cargo. They open to a large cargo hold which extends up to Deck 21. The third hatch is visible on Deck 21.

DECK 23
The Ventral Phasers are located here. They are surrounded by the Secondary Hull's Emergency Batteries.



DECK 22: EMERGENCY TRANSPORTER / CARGO

HANGAR BAY
(Cross-section, Looking Aft)



DECK 23: PHASERS / BATTERIES

